



DYNA-PAC®


POCKET FILTERS




DPAC 38



DPAC 39




DPAC 40



DPAC 41

FEATURES

- ❖ INHIBITS GROWTH OF MOLD, MILDEW BACTERIA
- ❖ NON SHEDDING, NON CARCINOGENIC POLYESTER MEDIA
- ❖ NO STITCHING, COMPLETELY FREE OF NEEDLE HOLES
- ❖ COMPLETELY HEAT SEALED
- ❖ DURABLE UNDER WIDELY VARYING OPERATION CONDITIONS
- ❖ FLAME RETARDED
- ❖ POCKETS ERRECT IN USE PREVENTING DAMAGE TO THE MEDIA



DPAC 37

DYNA-PAC®

POCKET FILTERS

GENERAL INFORMATION

DYNA-PAC Pocket Filters offer medium and high efficiency air cleaning capabilities for many diverse applications including hospitals, food processing, paint spray booths, pharmaceutical production and turbine installations. In addition DYNA-PAC Pocket filters can be used in more standard air flow applications including schools, office complexes, public arenas and general industrial applications.

DYNA-PAC Pocket Filters are unique in that they utilizes filter medium synthetic micro fibers, and are particularly suited in areas where the use of glass fiber mediums are restricted. The synthetic micro fibers used in DYNA-PAC Pocket Filters are completely bonded to insure no shedding, no fiber break off, and no adverse effects from the introduction of moisture or humidity.

CONSTRUCTION

DYNA-PAC Pocket Filters consist of a series of individual pockets, which are bonded to a corrosion resistant header frame. The pockets are produced from synthetic microfibers, and are formed by heat sealing each edge around the perimeter of the pocket. Individual tubes within each pocket are also formed by heat sealing. the resulting end product offers a totally positive sealed, leak free design.

The individual pocket separators are bonded to each pocket allowing no exposed unsealed media edges in the final product. DYNA-PAC Pocket Filters are designed to remain in an extended position, whether or not airflow through the system is on, off, or at variable volume. In addition the filters are packaged in an open, extended, position to insure they maintain this optimum configuration.

The product group offered in five distinct efficiency ranges when evaluated by ASHRAE Standard 52-76. These ranges include 90-95%, 80-85%, 60-65%, 45-50% and 25-30%. Individual filter units handle up to 2500CFM each. DYNA-PAC Pocket Filters offer a highly durable media coupled with a unique design to offer optimum and filter life cycle. The filters are assembled through the utilization heat sealed pockets affixed to a corrosion resistant header frame. Individual pleat separators are aero-dynamically designed to insure proper airflow through the pocket.

CONSTRUCTION BENEFITS

Self supporting pockets

No Pocket stress

Longer Service life.

Welded pocket seals

No. Needle holes

Keep Pocket erect

at any airflow

..... even complete shut

down.

- Corrosion restant galvanized header.
- Interlocking mitred corners.
- Rigid internal support.


100 % Pure Polyester media.

Non shedding

Non carcinogenic

Tackified Antimicrobial

Inhibit growth of mold, mildew, bacteria.





DYNA-PAC®

DAFF

POCKET FILTERS PERFORMANCE DATA

90 - 95% AVERAGE ASHRAE EFFICIENCY									
MODEL NO	NOMINAL SIZE W x L x D	NUMBER OF POCKETS	MEDIA AREA SQ.FT	CFM CAPACITY			RESISTANCE IN W.G.		
				LOW	MED	HIGH	LOW	MED	HIGH
DPAC41-1512	24 x 24 x 15	12	61	1000	1500	2000	0.30	0.45	0.65
DPAC41-1510	20 x 24 x 15	10	51	800	1250	1600	0.30	0.45	0.65
DPAC41-1506	12 x 24 x 15	6	30	500	750	1000	0.30	0.45	0.65
DPAC41-3610	24 x 24 x 36	10	120	2000	2500	-	0.45	0.60	-
DPAC41-3608	20 x 24 x 36	8	96	1600	2000	-	0.45	0.60	-
DPAC41-3605	12 x 24 x 36	5	60	1000	1250	-	0.46	0.60	-
DPAC41-3010	24 x 24 x 30	10	99	1500	2000	2500	0.35	0.45	0.60
DPAC41-3008	20 x 24 x 30	8	79	1200	1600	2000	0.35	0.45	0.60
DPAC41-3005	12 x 24 x 30	5	50	750	1000	1250	0.35	0.45	0.60
DPAC41-2210	24 x 24 x 22	10	76	1000	1500	2000	0.35	0.45	0.55
DPAC41-2208	20 x 24 x 22	8	61	870	1200	1600	0.35	0.45	0.55
DPAC41-2205	12 x 24 x 22	5	38	500	750	1000	0.35	0.45	0.55
DPAC41-3709	24 x 24 x 37	9	117	2000	2500	-	0.35	0.50	-
DPAC41-3009	24 x 24 x 30	9	87	1500	2000	2500	0.30	0.40	0.55
DPAC41-2209	24 x 24 x 22	9	69	1000	1500	2000	0.30	0.35	0.45
DPAC41-3608	24 x 24 x 36	8	100	1500	2000	2500	0.30	0.40	0.55
DPAC41-3606	20 x 24 x 36	6	75	1200	1600	2000	0.30	0.40	0.55
DPAC41-3604	12 x 24 x 36	4	50	750	1000	1250	0.30	0.40	0.55
DPAC41-3008	24 x 24 x 30	8	84	1500	2000	2500	0.35	0.40	0.60
DPAC41-3006	20 x 24 x 30	6	63	1200	1600	2000	0.35	0.40	0.60
DPAC41-3004	12 x 24 x 30	4	42	750	1000	1250	0.35	0.40	0.60
DPAC41-2208	24 x 24 x 22	8	62	1000	1500	2000	0.30	0.40	0.55
DPAC41-2206	20 x 24 x 22	6	47	800	1200	1600	0.30	0.40	0.55
DPAC41-2204	12 x 24 x 22	4	31	500	750	1000	0.30	0.40	0.55
DPAC41-3707	24 x 24 x 37	7	94	1500	2000	2500	0.30	0.40	0.55
DPAC41-3007	24 x 24 x 30	7	70	1500	2000	2500	0.35	0.45	0.60
DPAC41-2207	24 x 24 x 22	7	55	1000	1500	2000	0.30	0.40	0.50
DPAC41-3606	24 x 24 x 36	6	78	-	1500	2000	-	0.30	0.45
DPAC41-3605	20 x 24 x 36	5	65	-	1200	1600	-	0.30	0.45
DPAC41-3603	12 x 24 x 36	3	39	-	750	1000	-	0.30	0.45
DPAC41-3605	20 x 20 x 36	5	55	-	1200	1600	-	0.30	0.45
DPAC41-3006	24 x 24 x 30	6	65	-	1500	2000	-	0.35	0.50
DPAC41-3005	20 x 24 x 30	5	54	-	1200	1600	-	0.35	0.50
DPAC41-3003	12 x 24 x 30	3	33	-	750	1000	-	0.35	0.50
DPAC41-3005	20 x 20 x 30	5	55	-	1200	1600	-	0.35	0.50
DPAC41-2206	24 x 24 x 22	6	48	1000	1250	2000	0.20	0.30	0.40
DPAC41-2205	20 x 24 x 22	5	40	750	1000	1250	0.20	0.30	0.40
DPAC41-2203	12 x 24 x 22	3	24	500	625	750	0.20	0.30	0.40
DPAC41-2205	20 x 20 x 22	5	34	750	1000	1250	0.20	0.30	0.40

*Recommended Final Resistance: 1.5 inch W.G.

**Non-Standard sizes available upon request

*** Actual Size is 5/8" less than nominal size